

GET THAT SATO FEELING

SATO
PART OF LIXIL



10 REASONS TO CHOOSE SATO



MINIMISES
ODOURS



KEEPS FLIES
AWAY



HIDES HUMAN
WASTE



INCREASED
SAFETY



WATER
SAVING



DURABLE



EASY TO INSTALL




EASY TO MAINTAIN



EASY TO TRANSPORT



AFFORDABLE



WATCH THE VIDEO
TO LEARN MORE



We are SATO, part of LIXIL, an award-winning social business that offers affordable, water-saving, durable sanitation and hygiene solutions for off-grid applications.



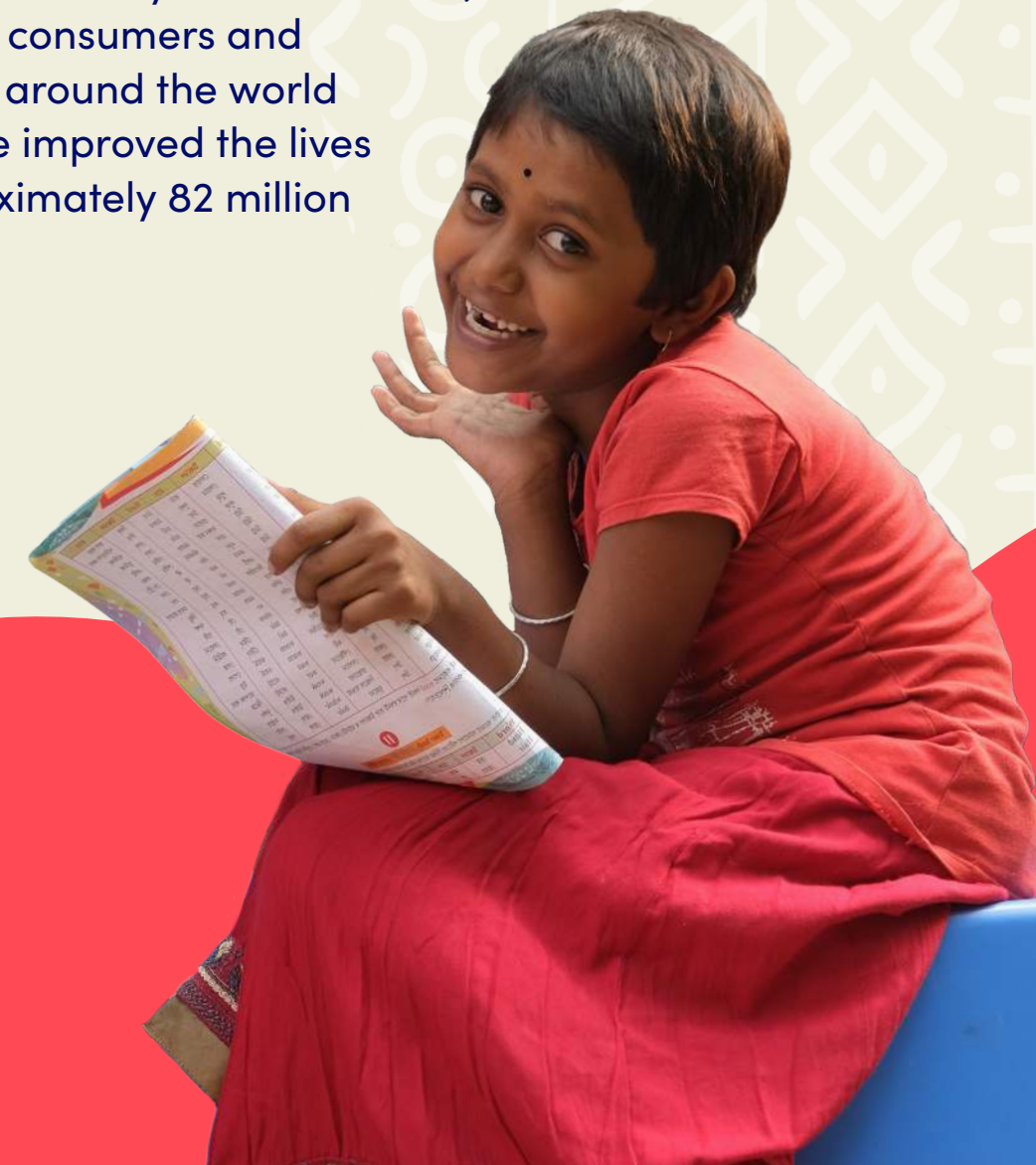
Our purpose is simple: to empower people everywhere to live a better life, every day, and to enjoy a brighter future through innovative sanitation and hygiene solutions.



Our products combine to offer an end-to end solution that allows safely managed sanitation.



We are trusted by manufacturers, retailers, consumers and partners around the world and have improved the lives of approximately 82 million people.



OUR PRODUCTS

END TO END SANITATION AND HYGIENE SOLUTIONS

From toilet pans to the SATO Tap, our expert design and engineering teams create products that are durable, easy to assemble, clean and transport, and made to match the specific needs of our end consumers around the world.

SATO TAP AWARD-WINNING HAND HYGIENE SOLUTION



SATO Tap is a portable and easy to use hygiene solution that provides households with the benefits of handwashing without needing access to running water.

- Requires no installation. Just place the SATO Tap where you need it! Enables handwashing with as little as 100ml of water
- Its unique design allows for a variety of plastic bottles to be used as a water reservoir, giving a new lease of life to single use PET bottles
- Simple to use – from kids to elderly

Dimensions

- 118mmH (without plastic bottle) x 219mmW x 248mmD

SATO TOILET PAN



An affordable and accessible sanitation solution that offers a genuine upgrade to open pits.

- Unique self-closing counterweighted 'trap door' is designed to create an air-tight seal that closes off pit latrines from the open air which minimizes odours for enhanced user experience
- Water-saving design: the pan uses less than one litre per flush – 80% less than conventional toilets
- Easy to install. Can be embedded into the floor in new construction or as retrofit in existing toilets

Dimensions

- 464 (L) x 248 (W) x 225 (H)

SATO FLEX TOILET PAN



Designed for retro-fitting and new installations over a traditional pit with a small aperture, delivers freshness, comfort and safety to households and public institutions that do not have access to running water or sewer systems.

- The rubber bumper reduces the sound of the trap door whilst in operation
- Water-saving design: the pan uses less than one litre per flush – 80% less than conventional toilets
- Limited outlet aperture helps to prevent young children from accidentally falling into pits

Dimensions

- 540mm (L) 440mm (W) 216.5mm (H)

SUSTAINABLE BY DESIGN

Both the SATO Tap and SATO Toilets use 90% and 80% less water respectively compared to their traditional counterparts, which is essential for sustaining good sanitation and hygiene practices in areas challenged by a lack of available water supply.

SATO STOOL



The western-style sit stool toilet provides a comfortable and pleasant toilet experience for households without access to a sewerage system.

- Allows comfortable sitting position for all family members including children, pregnant women and the elderly.
- Provides better access for those with reduced mobility
- Minimizes odour for enhanced user experience
- Saves water. The stool uses less than one litre per flush – 80% less than conventional toilet pans

Dimensions

- 548mm (L) 460mm (W) 304.8mm (H)

SATO I-TRAP CONNECTION SYSTEM



The perfect partner to connect all our toilet pans available to a single pit.

- The single outlet connection and sealing system helps to minimise odours by diverting waste to an offset single pit
- The I-Trap is designed to house the pan on top and a pipe to the side that directs waste to a single pit
- Connection and sealing system for toilet pans with 90mm outer diameter outlet

Dimensions

- 371 mm (L) 163 mm (W) 217 mm (H)

SATO V-TRAP CONNECTION SYSTEM



The perfect partner to connect all our toilet pans to two offset pits for safely managed sanitation.

- The twin outlet connection and sealing system helps to minimise odours by diverting waste to two offset pits using the SATO series pans and the V-Trap system
- The V-Trap is designed to house the pan on top and two pipes to the side that directs waste to twin offset pits for waste collection
- Connection and sealing system for toilet pans with 90mm outer diameter outlet

Dimensions

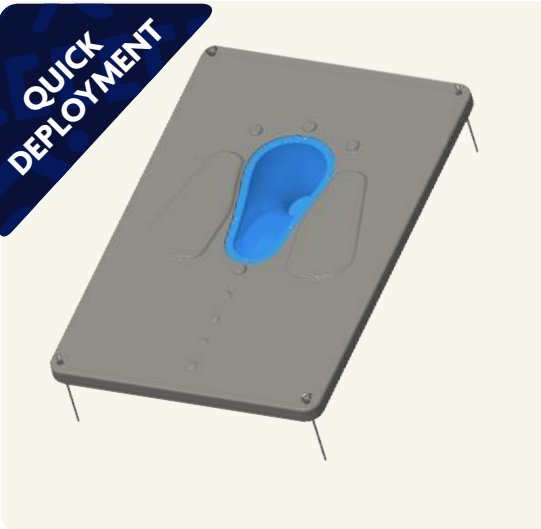
- 393.2 mm (L) 280.2 mm (W)

OUR PRODUCTS

MODULAR CONSTRUCTION FOR QUICK INSTALLATION

Need to construct a toilet quickly? The sturdy and quick-to-install SATO Slab has been designed to UNHCR specification and is easy to clean, rugged, self-supporting and requiring no skilled labour to deploy. Supports up to 150kg.

SATO SLAB WITH BIRD DOOR TOILET PAN OR STOOL



- Comes complete with the SATO pan, requires minimal assembly and with sturdy iron pegs for quick and easy installation
- Self-supporting, load bearing construction requires minimal support underneath
- The one-piece slab has raised foot plates and is easy to clean
- Raised centre bumps provide a pathway for the visually impaired
- Increased safety. Limited outlet aperture helps to prevent young children accidentally falling into pits
- Our innovative SATO pan bird door design creates a self-closing counterweight action to create an air-tight seal to minimize odours
- Also available with option of a stool


Dimensions

- 1200mm (L) X 800mm (W) X 53mm (+3mm with footrest) (H)

DESIGNED FOR LIFE

SATO products offer an end-to-end solution for off-grid safely managed sanitation systems.

SATO PIT LINER




- Individual panels are lightweight and stack for compact packaging ensuring easy transport and handling. This makes the pitliner suitable for use in difficult to access site locations
- Designed and tested to hold back soil pressure
- Includes a non-perforated top layer to prevent excess rainwater from entering the pit
- Optimal perforations for leach pit promote excellent drying of pit contents while preventing excess soil or pests from entering the pit
- The interlocking panels click together to create a rigid pit lining quicker than the conventional brick construction
- Does not require any additional tools, materials or skilled labour (e.g. brick laying) to install the pitliner
- Available in two sizes, 418x541x90 mm (LWH) and 430x555x475 mm (LWH) depending on the diameter of the pit required

Dimensions for 18 panel version:

- 1 Panel: 418x541x90 mm (LWH) 1234 x 1050mm OD (Ø1000mm ID)
- 1 Box (18 Panels): 430x555x475 mm (LWH)

SATO SLAB WITH TOILET PAN AND STOOL



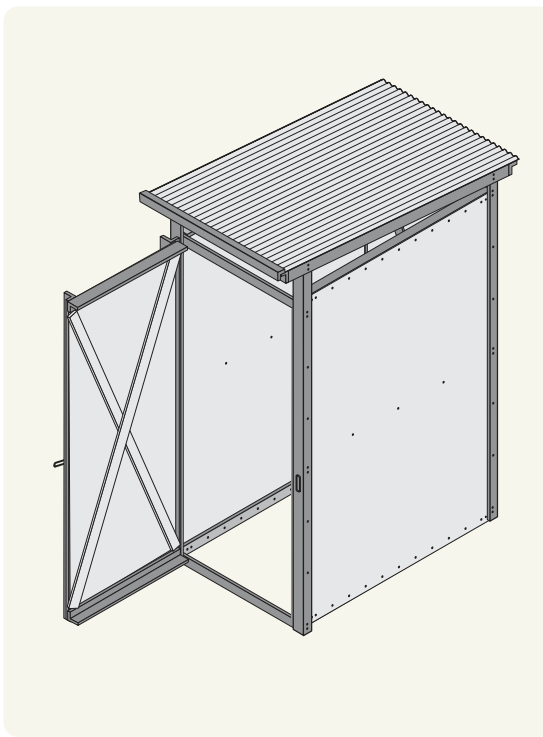
The western-style sit stool toilet provides a comfortable and pleasant toilet experience providing better access for those with reduced mobility.

- Comes complete with the SATO stool, requires minimal assembly and with sturdy iron pegs for quick and easy installation
- Allows comfortable sitting position for all family members, from the young to the elderly
- Self-supporting, load bearing construction requires minimal support underneath
- The trap door creates a cup that creates a counterweight action is filled with cement to create a self-closing air-tight seal to minimize odours
- With an integrated flange that stops dirt entering the collection box during installation

Dimensions

- 1200mm (L) X 800mm (W) X 636mm (H)

SATO SUPERSTRUCTURE



- Built from EcoRenew, our innovative recycled plastic waste, the SATO SuperStructure is exceptionally robust and durable, ensuring long-term use and reliability
- EcoRenew is made from recycled plastic, helping to reduce waste, CO2 emissions, and support eco-friendly initiatives
- Delivered in a compact, flat-packed form, this toilet building is easy to transport
- Engineered for swift and straightforward assembly, the SATO SuperStructure can be assembled with minimal tools required, making it ideal for humanitarian settings
- Designed with user comfort in mind, it includes a secure door and well-structured walls that provide full privacy, enhancing the overall user experience. The opaque roof allows the sun to light the building during the daytime

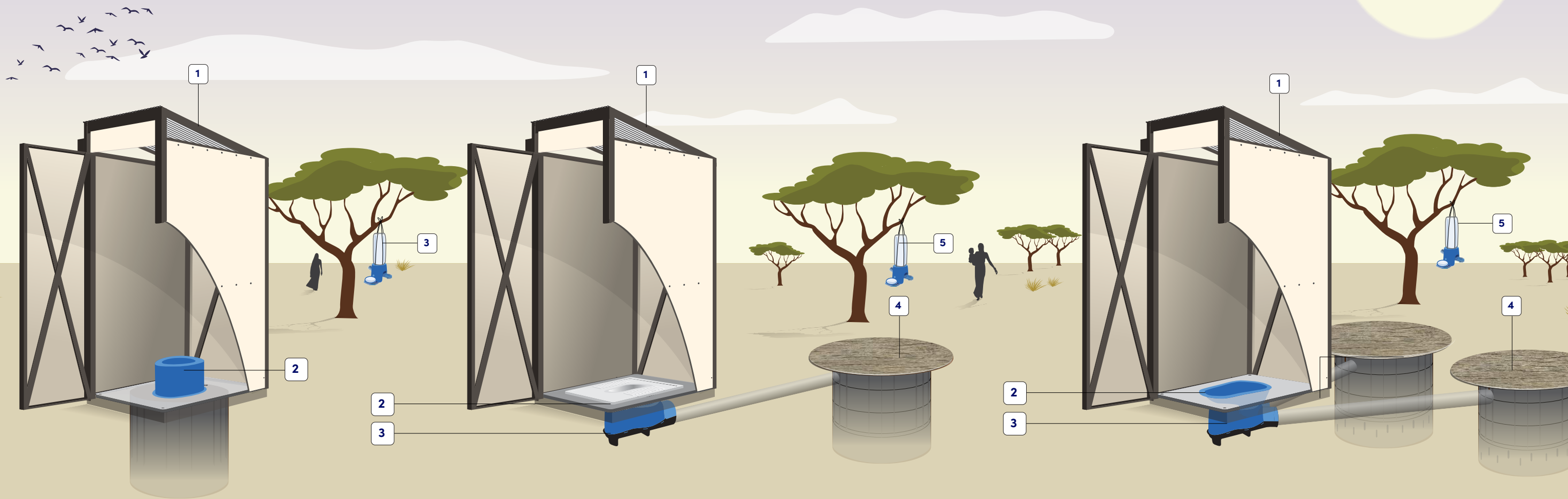
Dimensions:

- 1600mm (L) x 900mm (W) x 2200mm (H)

COMPLETE SANITATION AND HYGIENE SOLUTIONS

MODULAR CONSTRUCTION FOR QUICK INSTALLATION

At SATO we are making sanitation and hygiene solutions simpler, quicker, and affordable for householders and communities around the world who live without sewer systems.



DIRECT PIT INSTALLATION

- 
1 SATO Superstructure
- 
2 SATO Pan
- 
3 SATO Tap

OFFSET PIT INSTALLATION

- 
1 SATO Superstructure
- 
2 SATO Orissa Pan
- 
3 SATO single Outlet I-Trap Connection System
- 
4 SATO Pit Liner
- 
5 SATO Tap

TWIN PIT INSTALLATION FOR SAFELY MANAGED SANITATION

- 
1 SATO Superstructure
- 
2 SATO Stool
- 
3 SATO Twin Outlet V-Trap Connection System
- 
4 SATO Pit Liner
- 
5 SATO Tap

OUR IMPACT TO DATE

SATO A BETTER LIFE.
EVERY DAY.

54

COUNTRIES
REACHED

9.44

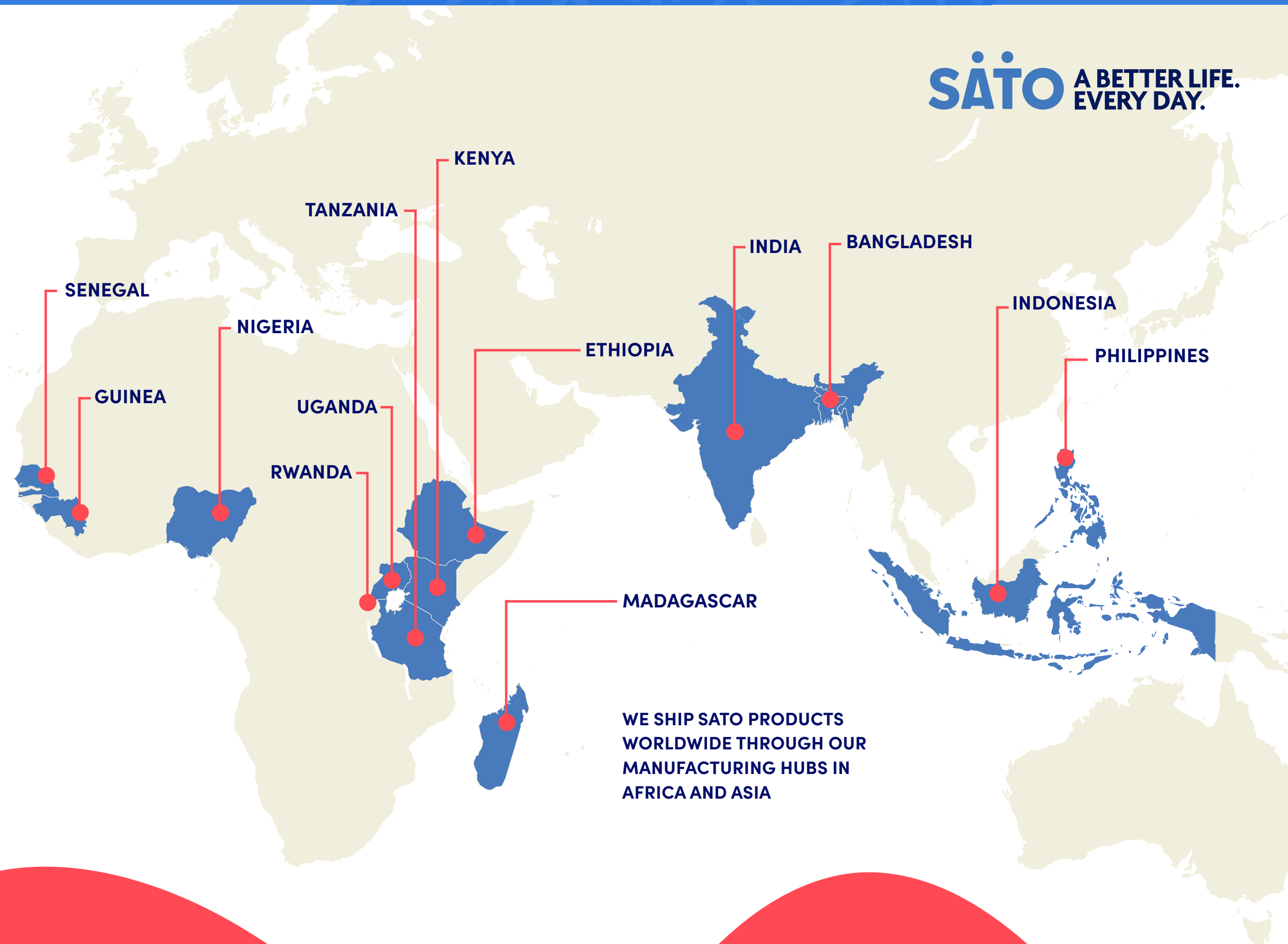
MILLION UNITS
SHIPPED

81.9

MILLION PEOPLE
WITH IMPROVED
ACCESS TO
SANITATIONS AND
HYGIENE

13

CORE
COUNTRIES



KENYA

TANZANIA

SENEGAL

NIGERIA

GUINEA

UGANDA

RWANDA

ETHIOPIA

INDIA

BANGLADESH

INDONESIA

PHILIPPINES

MADAGASCAR

WE SHIP SATO PRODUCTS
WORLDWIDE THROUGH OUR
MANUFACTURING HUBS IN
AFRICA AND ASIA

If you need more information or would like to get in touch, please contact our Customer Experience Centres:



Kenya

0800722233

Mon-Fri 9am-6pm,

Sat 9am-1pm

Nigeria

08001235400

Mon-Fri 9am-6pm,

Sat 9am-1pm

Uganda

0800200457

Mon-Fri 9am-6pm,

Sat 9am-1pm

Tanzania

0800120076

Mon-Fri 9am-6pm,

Sat 9am-1pm

India

+1800 202 1626

Mon-Sat 9am-6pm

Or email SATO@LIXIL.COM



www.sato.lixil.com